

## Storage Racks Including Wash Racks Models SR50, SR100

SR Series storage racks provide a convenient and practical way to wash, store and dry a variety of domes, bases and insulated trays. Removable wash racks designed specifically for Aladdin products are included - but we don't stop there. Extremely versatile in their design, our multi-purpose wash racks accommodate a variety of product types, including products from other manufacturers.

Use SR Series Storage Racks For:	
<b>Domes</b>	Allure® 9" entrée domes
	Essence™ 9" entrée domes
	Radiance™ 9" entrée domes
	Dimensions 8" and 9" high-heat domes
<b>Bases</b>	Heat on Demand® 9" induction bases
	Most 9" insulated bases and base liners
	Insul-Max entrée bases
	Most stainless steel entrée bases
	Most base liners
<b>Insulated Trays</b>	Aladdin Genie servers and covers

### Standard Features:

#### Design and Construction

- **Frame:** Durable, all stainless steel construction; unit frame includes 1" (2.54 cm) round stainless steel tubing. Cross supports are stainless steel "U" channel. The welded frame requires no assembly.
- **Shelf-Supports:** 1" x 1.5" angle stainless steel shelf supports include 1/4" high retainers which position wash racks on shelves.
- **Wash Racks:** Removable, universal plastic wash racks include wire rack inserts that accommodate most domes and bases are included.
- **Casters:** Four 5" (12.7 cm) swivel Poly-U/Poly-O casters with foot pedal brakes.

#### Ease of Use:

- Small footprint saves space, maximizing product storage per square foot.
- Racks provide versatility by accommodating different types of products on single rack, optimizing point-of-use space.
- They're mobile, lightweight and easy to maneuver.
- Designed for easy, efficient removal of domes and bases during tray assembly.
- Versatile stainless steel frame accommodates most standard 20" x 20" wash racks.
- No assembly required.

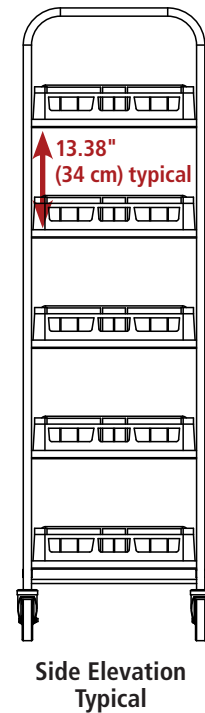
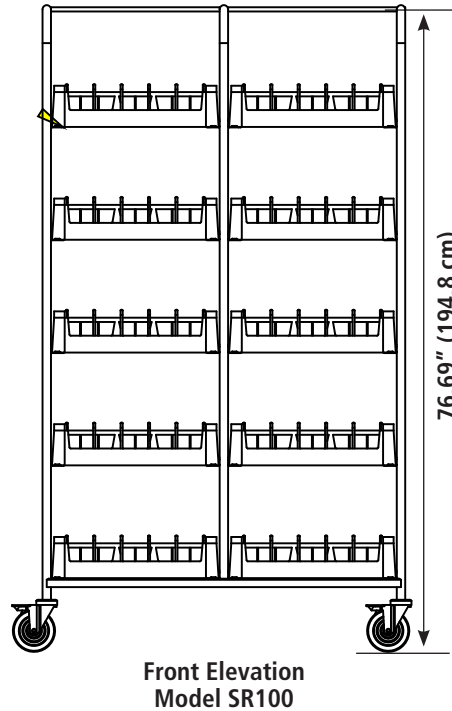
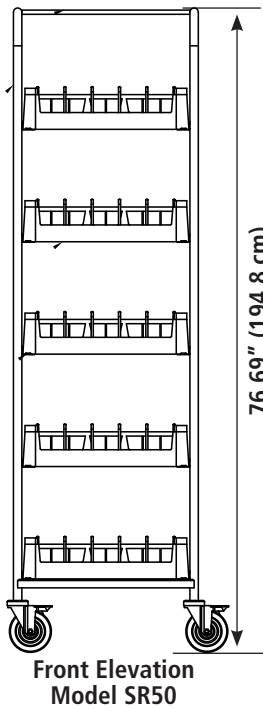
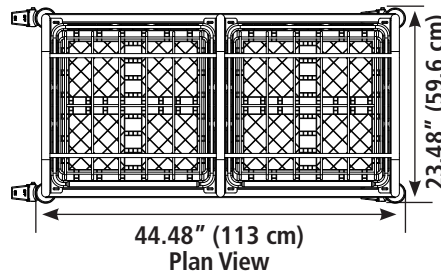
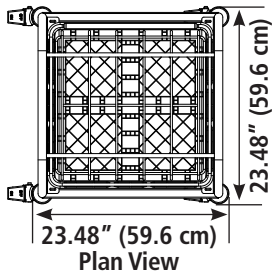
Note: Specifications are subject to change without notice.

SR Series wash racks are extremely versatile! They include removable wash racks that accommodate most domes and bases, so you can go straight from the dishroom to the tray assembly area, saving time and labor costs.



# Storage Racks Including Wash Racks

## Models SR50, SR100



Model Number	Description	Rack Capacity	Length	Width	Height	Shipping Weight
SR50	Storage rack including 5 model number K61 wash racks	50 <sup>2</sup>	23.5" (59.6 cm)	23.5" (59.6 cm)	76.7" (194.8 cm)	73 lbs. (33.1 kg)
SR100	Storage rack including 10 model number K61 wash racks	100 <sup>2</sup>	44.5" (113.0 cm)	23.5" (59.6 cm)	76.7" (194.8 cm)	129 lbs. (58.5 kg)
SRF5 <sup>1</sup>	Frame, storage rack accommodates 20"x20" wash racks	5 wash racks	23.5" (59.6 cm)	23.5" (59.6 cm)	76.7" (194.8 cm)	38 lbs. (17.2 kg)
SRF10 <sup>1</sup>	Frame, storage rack accommodates 20"x20" wash racks	10 wash racks	44.5" (113.0 cm)	23.5" (59.6 cm)	76.7" (194.8 cm)	59 lbs. (26.8 kg)
K61	Replacement Wash Rack					

<sup>1</sup>Storage rack frames (models SRF5 and SRF10) are also available for order separately and accommodate most standard 20"x20" wash racks.  
<sup>2</sup>Capacities for domes, bases and trays are noted on front page.

Visit [aladdintemprite.com/patents](http://aladdintemprite.com/patents) for patent information.

250 E. Main St. | Hendersonville, TN 37075 | Customer Service: 800.888.8018 | Tech Service: 800.888.5426 | Fax: 888.812.9956 | [aladdintemprite.com](http://aladdintemprite.com)

©2023 Aladdin Temp-Rite.® All rights reserved. Note: Specifications are subject to change without notice.



S240418SR

an Ali Group Company



The Spirit of Excellence